

Investec BCI Global Leaders Equity Fund (ZAR)

Class A - GLOBAL EQUITY GENERAL

The portfolio manager is Investec Investment Management (Pty) Ltd - Authorised FSP 44897.
The fund is administered by Boutique Collective Investments.

31 January 2024 - Minimum Disclosure Document

High Risk

- This portfolio has a higher exposure to equities than any other risk profiled portfolio and therefore tend to carry higher volatility due to high exposure to equity markets
- Expected potential long term returns are high, but the risk of potential capital losses is high as well, especially over shorter periods
- Where the asset allocation contained in this MDD reflect offshore exposure, the portfolio is exposed to currency risks
- Therefore, it is suitable for long term investment horizons

The Fund is FSCA Approved

For more information, please go to www.investec.com/wi



FUND OVERVIEW

Inception Date:	23 September 2020
Fund Size:	R1 469 143 927
ISIN Number:	ZAE000289385
Benchmark:	MSCI World Net Return Index (ZAR)
Fund Price (NAV):	136.62
Issue Date:	23 February 2024

Minimum Investment:

Initial	R100 000
Redemption:	R1 000
Valuation:	Daily
Valuation time:	15h00
Transaction time cut-off:	14h00
Date of Income Declaration :	30 June / 31 December

Fee Structure

(All values incl. VAT, where applicable)³

Annual Management Fee:	1.44% (P.Y: 1.44%) ¹
Other:	0.06% (P.Y: 0.08%) ⁴
Total Expense Ratio (TER):	1.50% (P.Y: 1.52%) ¹
Portfolio Transaction Costs:	0.09% (P.Y: 0.18%) ¹
Total Investment Charge:	1.59% (P.Y: 1.70%) ¹

Distribution:

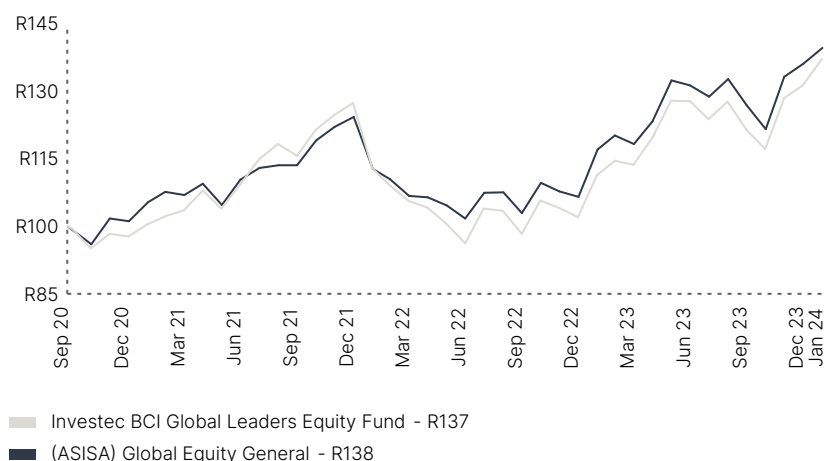
Jun 2022	Dec 2022	Jun 2023	Dec 2023
0.00	0.00	0.00	0.00

Fund Characteristics and Objectives

The Investec BCI Global Leaders Equity Fund (ZAR) (the "Fund") is a global equity fund with the objective to provide investors with long-term capital growth.

- The Fund invests in leading, quality, global companies with larger market capitalisations, and will typically comprise 30 to 50 holdings. A Global Leader is a company with sustainable competitive advantages providing goods and services into growing end markets.
- The Fund employs a "bottom up", fundamental research driven approach to investing. Using a cash flow return on investment framework, our focus is on selecting existing and emerging global quality companies that are forecast to deliver superior earnings growth trading at reasonable valuations and that we believe will outperform the market over the long term. We incorporate our Global Investment Strategy Group's (GISG) macro-economic or "top-down" view, which aims to identify attractive sectors, industries, and secular growth investment themes.
- The Fund's equity as well as global exposure will be in excess of 80% of the portfolio's net asset value. The Fund's investment universe will, apart from assets in liquid form, consist of equity securities, property securities, preference shares, non-equity securities, interest bearing securities and instruments.
- The Fund may from time to time invest in listed and unlisted financial instruments, in accordance with the provisions of the Act, and the Regulations thereto, as amended from time to time, in order to achieve the portfolio's investment objective. The manager may also include forward currency, interest rate and exchange rate swap transactions for efficient portfolio management purposes.

Cumulative Return Chart (Class A, ZAR, Net of fees)



The chart represents the returns generated by a R100 investment made at inception. Investment performance is for illustrative purposes only and calculated by taking actual initial fees and ongoing fees into account for amount shown with income reinvested on reinvestment date.

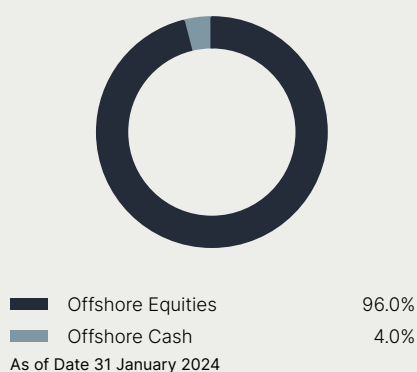
Performance (Class A, ZAR, net of fees)

	3 Months	6 Months	YTD	1 Year	2 Years ²	3 Years ²	Since inception ²	Calendar High	Calendar Low
Investec BCI Global Leaders Equity Fund (ZAR)	17.0%	10.7%	4.4%	23.1%	10.1%	10.9%	9.9%	30.3%	-19.9%
(ASISA) Global Equity General	14.8%	8.4%	2.5%	19.2%	11.2%	9.8%	10.1%	27.6%	-14.2%
MSCI World Net Return Index (ZAR)	15.2%	10.1%	2.9%	24.9%	14.1%	16.0%	15.0%	33.0%	-12.7%

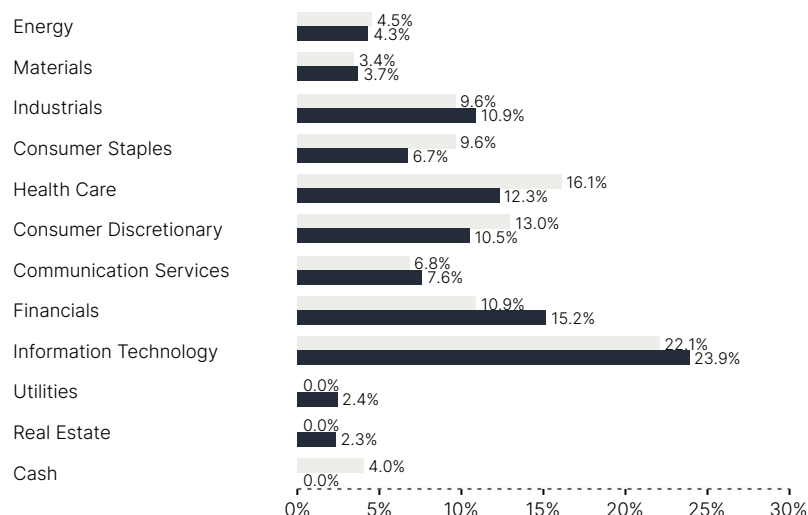
¹ The prior year ("PY") TER and Transaction cost calculations are based upon the portfolio's direct costs for the financial year ended 30 June 2023, whilst the underlying portfolios' ratio and cost calculations are based upon their most recent published figures, being 30 September 2023 | ² Annualised | ³ In certain instances, numbers may not sum correctly due to decimal rounding | ⁴ Other includes operational costs incl. VAT | Where applicable the above information is sourced from: Investec Wealth & Investment and Morningstar | Since Inception is: 23 September 2020 | Method of calculation: NAV-NAV with gross income reinvested | Minimum Disclosure Document - 31 January 2024

PORTFOLIO POSITIONING

Asset Allocation (%)³



Sector Allocation(%)³



Investec BCI Global Leaders Equity Fund

MSCI World Net Return Index (ZAR)

As of Date 31 January 2024

Top 10 Equity Holdings

1. Adobe Systems Inc.

2. Microsoft Corp

3. Amazon Inc.

4. Alphabet Inc.

5. TotalEnergies SE

6. ASML Holding

7. JP Morgan Chase & Co

8. Palo Alto Networks Inc.

9. Thermo Fisher Scientific Inc.

10. Visa Inc.

As of Date 31 January 2024



Calendar Year Returns (Class A, ZAR, net of fees)

	2021	2022	2023
Investec BCI Global Leaders Equity Fund (ZAR)	30.3%	-19.9%	28.6%
(ASISA) Global Equity General	22.8%	-14.2%	27.6%
MSCI World Net Return Index (ZAR)	32.4%	-12.7%	33.0%

² Annualised | ³ In certain instances, numbers may not sum correctly due to decimal rounding | Where applicable the above information is sourced from: Investec Wealth & Investment and Morningstar | Method of calculation: NAV-NAV with gross income reinvested | Minimum Disclosure Document - 31 January 2024

FAIS Conflict of Interest

Please note that your financial advisor may be a related party to the co-naming partner and/or BCI. It is your financial advisor's responsibility to disclose all fees he/she receives from any related party. The portfolio's TER includes all fees paid by portfolio to BCI, the trustees, the auditors, banks, the co-naming partner, underlying portfolios, and any other investment consultants/managers as well as distribution fees and LISP rebates, if applicable. The portfolio's performance numbers are calculated net of the TER expenses. The investment manager earns a portion of the service charge and performance fees where applicable. In some instances portfolios invest in other portfolios which form part of the BCI Scheme.

Glossary Summary

Annualised return: Annualised return is the average return per year over the period.

The Effective Annual Cost ("EAC"): Boutique Collective Investments adopted the ASISA Standard on Effective Annual Cost ("EAC") for a period of 3 years up until the most recent TER reporting period. The EAC measure allows you to compare charges on your investments as well as their impact on your investment returns prior to investing. For further information regarding the ASISA Standard on Effective Annual Cost and access to the EAC calculator please visit our website at www.bcis.co.za

Method of calculation: Unit prices are calculated on a net asset value basis by determining the total market value of all assets in the portfolio, including any income accruals, less any permissible deductions.

The following costs may be deducted from the portfolio: brokerage fees, security services tax, audit or's fees, bank charges, trustee and custodian fees and the annual management fees of the manager.

NAV: The Net Asset Value (NAV) represents the value of the assets of a fund less its liabilities.

Total expense ratio (TER): The current TER cannot be regarded as an indication of future TER's. The TER and Transaction Costs cannot be determined accurately because of the short life span of the Fund. Includes the annual management fee, performance fee and administrative costs but excludes portfolio transaction costs (except in the case of an entry or exit charge paid by a fund when buying or selling units in another fund) expressed as a percentage of the average daily value of the Fund calculated over a rolling three years (or since inception where applicable) and annualised to the most recently completed quarter.

Transaction cost (TC): Transaction costs are a necessary cost in administering the Fund and impacts returns. It should not be considered in isolation as returns may be impacted by many other factors over time including market returns, the type of financial product, the investment decisions of the investment manager and the TER Calculations are based on actual data where possible and best estimates where actual data is not available.

Total investment charge (TIC): This is the sum of the TER and TC.

Specific Fund Risks

Investments in general and foreign investments in particular involve numerous risks and might not be suitable for all investors. Where foreign securities are included in the portfolio there may be additional risks such as potential constraints on liquidity, macroeconomic risk, political risk, foreign exchange risk, tax risk, settlement risk as well as potential limitations on the availability of market information. Please refer to https://www.investec.com/en_za/investment/unit-trusts.html?t-5 for a list of Fund specific risk which should be considered by investors prior to investing.

Important information that should be considered prior to investing

Boutique Collective Investments (RF) (Pty) Ltd ("BCI") is a registered Manager of the Boutique Collective Investments Scheme, approved in terms of the Collective Investments Schemes Control Act, No 45 of 2002 and is a full member of the Association for Savings and Investment SA. Collective Investment Schemes ("CIS") are generally medium to long term investments and the Manager gives no guarantee with respect to the capital or the return of the Fund. CISs are traded at ruling prices and can engage in borrowing, up to 10% of fund net asset value to bridge insufficient liquidity, and scrip lending. A schedule of charges, fees and advisor fees is available on request from Fund Manager. Boutique Collective Investments (RF) Pty Ltd retains full legal responsibility for the third party named portfolio. Performance shown is that of the Fund and individual investor performance may differ as a result of initial fees, actual investment date, date of any subsequent reinvestment and any dividend withholding tax and past performance is not necessarily a guide to the future. Performance figures above are based on lump sum investments, using NAV to NAV figures net of fees with gross income reinvested, in South African Rands. The value of participatory interests or the investment may go up or down. Different classes of units apply to the Fund and the information presented is for the most expensive class. Fund valuation occurs at 08h00 (T+1) and transaction cut-off time is 14h00 SA time each business day. This fund may be closed to new investors in order to be managed in accordance with the mandate. Fluctuations or movements in exchange rates may cause the value of underlying international investments to go up or down. A higher Total Expense Ratio (TER) does not necessarily imply a poor return, nor does a low TER imply a good return. Where funds invest in the participatory interests of foreign collective investment schemes these may levy additional charges which are included in the relevant TER. The ratio does not include transaction costs. The current TER cannot be regarded as an indication of the future TERs. Fund prices are published each business day in selected media. Additional information on the Fund, including information on the EAC can be obtained, free of charge, at https://www.investec.com/en_za/investment/unit-trusts.html?t-5.

DISCLAIMER

The Manager, PO Box 1655, Cape Town, 8000, Tel: 0860 500 100 is registered under the CIS Control Act. The scheme trustee is The Standard Bank of South African Limited, Telephone 021 441 4100.

All information provided is product related and is not intended to address the circumstances of any Financial Service Provider's (FSP) clients. In terms of the Financial Advisory and Intermediary Services Act, FSPs should not provide advice to investors without appropriate risk analysis and after a thorough examination of a particular client's financial situation. While the Manager appointed Investec Investment Management (Pty) Ltd ("IIM"), FSP number 44897, as its authorised agent to solicit investment and to manage the co-named fund, the Manager retains full legal responsibility for the co-named fund.

The relationship between the Manager and IIM is governed by the CIS Control Act, the scheme deed, and formal written agreements. IIM is an authorised FSP number 44897. This is the copyright of Investec and its contents may not be re-used without Investec's prior permission.

Access the BCI Privacy Policy and the BCI Terms and Conditions on the BCI website (www.bcis.co.za)

© 2022 Morningstar. All Rights Reserved. The information contained herein: (1) is proprietary to Morningstar and/or its content providers; (2) may not be copied or distributed; and (3) is not warranted to be accurate, complete or timely. Neither Morningstar nor its content providers are responsible for any damages or losses arising from any use of this information.

Statutory Legal Information

Investment Manager: Investec Investment Management (Pty) Ltd is an authorised FSP 44897. Additional information, including application forms, annual or quarterly reports can be obtained from BCI, free of charge or can be accessed on our website www.bcis.co.za. Valuation takes place daily and prices can be viewed on our website (www.bcis.co.za) or in the daily newspaper. Actual annual performance figures are available to existing investors on request. Upon request the Manager will provide the investor with portfolio quarterly investment holdings reports.

Management Company Information: Boutique Collective Investments (RF) (Pty) Limited. Catnia Building, Bella Rosa Village, Bella Rosa Street, Bellville, 7530. Tel: +27 (0)21 007 1500/1/2 Email: clientservices@bcis.co.za www.bcis.co.za.

Custodian / Trustee Information: The Standard Bank of South African Limited. Tel: 021 441 4100.

